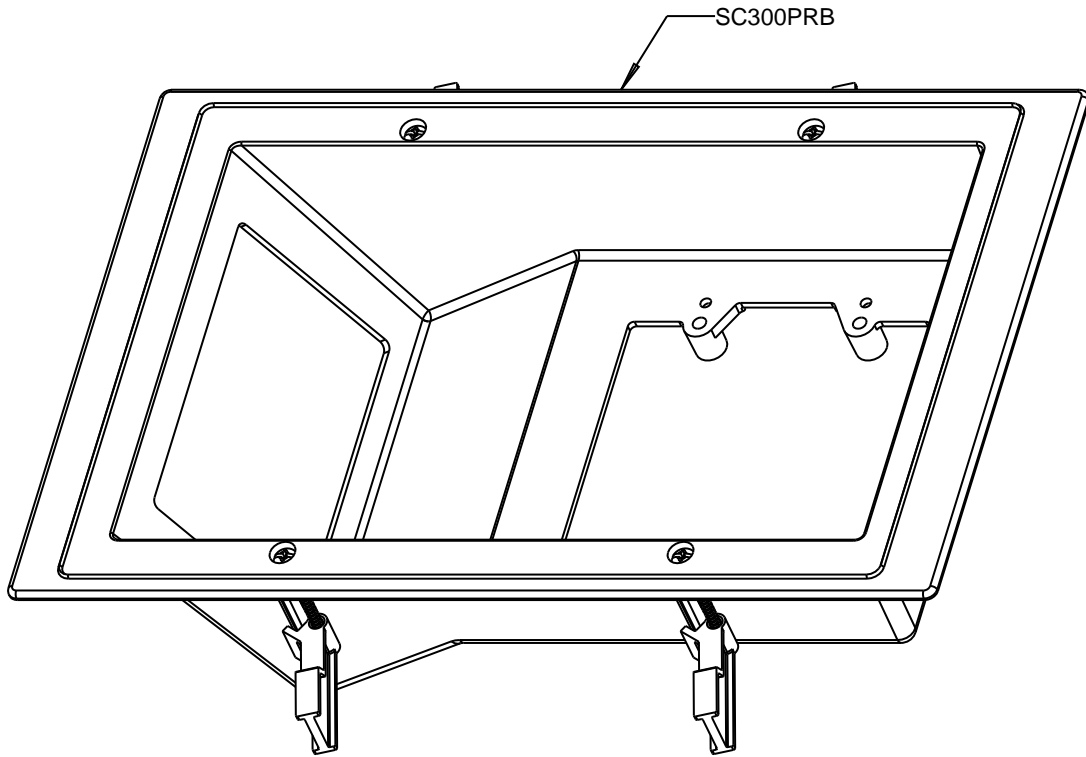
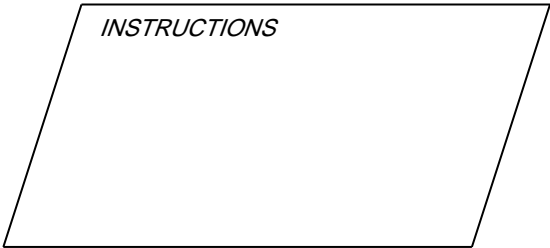
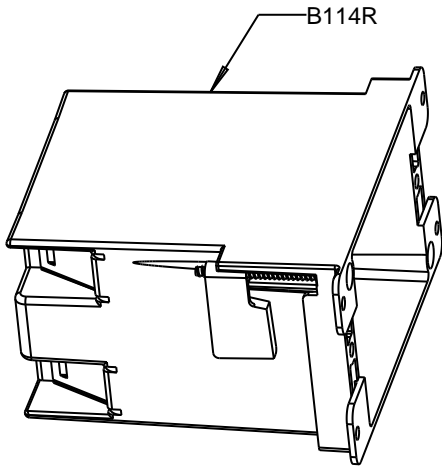


NOTE:

1. ALL DIMENSIONS ARE IN INCH/MILLIMETERS.
2. FOR USE EITHER CARLON OLD WORK BOXES B114R OR B120R.
3. FOR STUDS 16" ON CENTER LOCATE BOX CUTOUT 3" FROM STUD.
4. FOR STUDS 24" ON CENTER LOCATE BOX CUTOUT BETWEEN STUDS.

SHEET 1 OF 2

TITLE: DUAL VOLTAGE BOX ASSEMBLY		DRN. DATE DPR 1-11-07	PART NO.: <b>SC300PRB</b>
LAMSON & SESSIONS	ALL DRAWINGS ARE THE PROPERTY OF LAMSON & SESSIONS AND SHALL NOT BE REPRODUCED IN ANY FORM WITHOUT LAMSON & SESSIONS' APPROVAL AND ARE TO BE PROMPTLY RETURNED UPON REQUEST	APP. DATE GDT 1-12-07	DRAWING NO.: <b>AC05024</b>
			REV.



NOTE:  
 1. DUAL VOLTAGE BOX SC300PR COMES WITH OLD WORK BOX B114R. IF LARGER BOX IS NEEDED USE CARLON'S OLD WORK BOX B120R.

SHEET 2 OF 2

TITLE: DUAL VOLTAGE BOX ASSEMBLY		DRN. DATE DPR 1-11-07	PART NO.: <b>SC300PR</b>
LAMSON & SESSIONS	ALL DRAWINGS ARE THE PROPERTY OF LAMSON & SESSIONS AND SHALL NOT BE REPRODUCED IN ANY FORM WITHOUT LAMSON & SESSIONS' APPROVAL AND ARE TO BE PROMPTLY RETURNED UPON REQUEST	APP. DATE GDT 1-12-07	DRAWING NO.: <b>AC05024</b>
			REV.